

# Layer 2 Lite Managed Network Switches

## GWN7711(P) Series

The GWN7711(P) series are Layer 2 Lite managed network switches that allow small-to-medium businesses to build scalable, secure, and smart business networks that are easy to use and cloud manageable. They support VLAN for flexible and sophisticated traffic segmentation, voice VLAN ensures VoIP connection quality, QoS for prioritization of network traffic, IGMP Snooping for network performance optimization, and comprehensive security capabilities against potential attacks. The GWN7711P provides 4 PoE ports for smart dynamic PoE output to power IP phones, IP cameras, Wi-Fi access points and other PoE endpoints. This PoE-capable model also supports 24V DC/48V DC passive PoE-out mode. The GWN7711(P) Series are easy to manage through the embedded controller, and is also supported by GDMS Networking and GWN Manager, Grandstream's cloud and on-premise network management platform. By supporting both desktop and wall-mount installation, these Layer 2 Lite switches are suitable for hotels, home offices, small-to-medium businesses, and more. Thanks to a comprehensive suite of customizable switching features, the GWN7711(P) series are the ideal managed network switches for small-to-medium sized deployments.



8 Gigabit Ethernet ports



Smart power control to support dynamic PoE/PoE+ power allocation per port for the PoE models



Supports Loop Detection, Cable Test and Port Mirror to quickly locate network faults



IGMP snooping to improve multicast forwarding efficiency



LLDP for automatic discovery, provisioning and management of endpoint devices



GDMS Networking and GWN Manager, Grandstream's cloud and on-premise network management platforms; Embedded controller to manage switch



Broadcast/Multicast/Unicast Storm Control to monitor traffic levels



Built-in QoS allows for prioritization of network traffic



**GWN7711**





**GWN7711P**

<b>Network Protocol</b>	IPv4, IEEE 802.3i, IEEE 802.3u, IEEE 802.3ab, IEEE 802.3x, IEEE 802.1p, IEEE 802.3af, IEEE 802.3at	
<b>Gigabit Ethernet Ports</b>	8	
<b>PoE Out Ports</b>	/	4
<b>Power Supply</b>	External 5VDC/0.6A	External 48-53.5VDC/1.22A
<b>PoE Output</b>	/	<ul style="list-style-type: none"> <li>• Port 1-4 support 802.3af/at standard PoE out:               <ul style="list-style-type: none"> <li>- Up to 30W per port PoE out , total 60W Power Budget</li> </ul> </li> <li>• Port 1-4 support 24VDC Passive mode via UI               <ul style="list-style-type: none"> <li>- Port 1 (up to 30W): 24V 4pair VH mode 1.3A 4pair VH mode Pins: 1,2,4,5 (+) ; 3,6,7,8 (-)</li> <li>- Port 2-4 (up to 15W): 24V 2pair mode, 0.65A 2pair normal mode Pins: 4,5 (+); 7,8 (-)</li> </ul> </li> <li>• Port 1 (Up to 60W), support 48V 4 pair passive mode</li> </ul>
<b>Max Total PoE Output Power</b>	/	60W
<b>Maximum Output Power per PoE Port</b>	/	30W
<b>Auxiliary Ports</b>	1x Reset Pinhole	
<b>Forwarding Mode</b>	Store-and-forward	
<b>Total non-blocking throughput</b>	8Gbps	
<b>Switching Capability</b>	16Gbps	
<b>Jumbo Frame</b>	2K/3K/4K/5K/6K/7K/8//9K/12K/15K	
<b>Forwarding Mode</b>	11.9Mpps	
<b>Packet Buffer</b>	4Mb	
<b>MAC</b>	• 8K MAC address capacity	
<b>VLAN</b>	<ul style="list-style-type: none"> <li>• Supports up to 32 VLANs (out of 4K VLAN IDs)</li> <li>• Port-based VLAN, 802.1Q VLAN</li> <li>• Voice VLAN</li> </ul>	
<b>LAG</b>	4	
<b>Multicast</b>	IGMP Snooping, Report Message Suppression	
<b>QoS</b>	<ul style="list-style-type: none"> <li>• Auto prioritization of the incoming port of the packet</li> <li>• Priority Mapping</li> <li>• Queue scheduling, including SP, WRR, WFQ</li> <li>• Supports port priority, 802.1p priority and DSCP priority</li> <li>• Bandwidth control</li> <li>• Rate limit</li> </ul>	
<b>DHCP</b>	DHCP client	
<b>Maintenance</b>	Backup and restore, system reboot, factory reset, firmware upgrade, MAC address search, SNMP, LLDP Monitor port statistics, port mirroring, cable test, and ping	
<b>Security</b>	<ul style="list-style-type: none"> <li>• Storm control</li> <li>• DHCP Snooping</li> <li>• Spanning tree</li> <li>• Loop prevention</li> <li>• PoE Watchdog</li> <li>• Kensington Security Slot (Kensington Lock) support</li> </ul>	
<b>Mounting</b>	Desktop/Wall-mount	
<b>LED Indicators</b>	Per Port: Link/Activity - Green GWN7711P Port 1-4: PoE power state - Yellow Per Device: Power - Green	
<b>Environmental</b>	Operating Temperature: 0 to 40 °C (32 to 104 °F) Storage Temperature: -20 to 60 °C (-4 to 140 °F) Operating Humidity: 10% to 90% Non-condensing Storage Humidity: 10% to 90% Non-condensing	
<b>Dimensions (LxWxH)</b>	Unit: 164 x 80 x 30mm Package: 202 x 166 x 54mm	Unit: 190 x 100 x 28mm Package: 230 x 210 x 51mm
<b>Enclosure</b>	Plastic	Metal
<b>Weight</b>	Unit: 0.17kg Entire Package: 0.38kg	Unit: 0.44kg Entire Package: 0.92kg
<b>Package Content</b>	1x Switch, 1x QIG, 1x Power Adapter	
<b>Compliance</b>	FCC, CE, RCM, IC	

# GWN7711(P) PoE & VLAN Feature

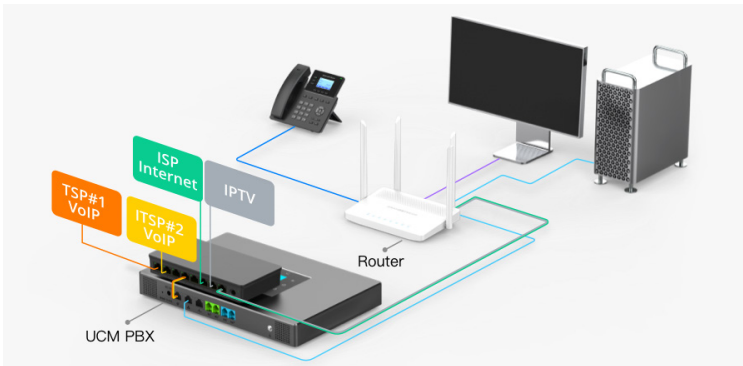
1. The switch will maintain PoE power supply during the soft restart to ensure data such as camera feeds are not lost.
2. Real-time dynamic display and control of PoE power to detect anomalies in a timely manner.
3. PoE port supports dynamic configuration for non-standard 24VDC/48VDC and 802.3af/at to ensure the compatibility with various APs and cameras.
4. Supports port VLAN and 802.1Q VLAN, allowing users to flexibly divide VLANs according to the requirements.

## Passive PoE output Mode

PINS	T568A Color	T568B Color	2-Pair	4-Pair
1	 white/green stripe	 white/orange stripe		DC +
2	 green solid	 orange solid		DC +
3	 white/orange stripe	 white/green stripe		DC -
4	 blue solid	 blue solid	DC +	DC +
5	 white/blue stripe	 white/blue stripe	DC +	DC +
6	 orange solid	 green solid		DC -
7	 white/brown stripe	 white/brown stripe	DC -	DC -
8	 brown solid	 brown solid	DC -	DC -

\*4-Pair: power on pins 1,2,4,5(+) 3,6,7,8(-)      \*2-Pair: power on pins 4,5(+) 7,8(-)

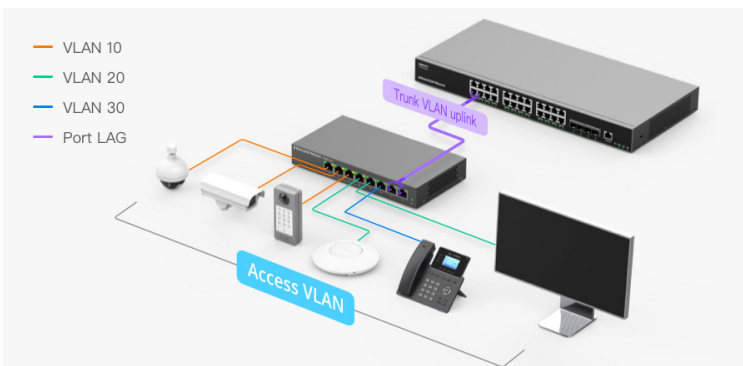
## Deployment Case: 802.Q VLAN Trunk for Multi-Dedicated SIP Trunking



Using VLAN Trunking to merge multiple ITSP streams into a single port connecting to UCM, and merge Internet and IPTV into another port connecting to router and switch.

- Port 1:** Access VLAN 10 ITSP 1 SIP trunk
- Port 2:** Access VLAN 20 ITSP 2 SIP trunk
- Port 4:** Trunk VLAN(10/20) to UCM
- Port 6:** Access VLAN 30 Internet service
- Port 7:** Access VLAN 40 IPTV service
- Port 8:** Trunk VLAN(30/40) to Router

## Deployment Case: PoE & VLAN Isolation for IP Camera



Use VLAN to isolate the IP Camera/Internet/IPTV traffic. Use link aggregation to increase upstream bandwidth.

- Port 1:** 24V/48V 4 Pair Passive PoE Camera
- Port 2:** 24V 2 Pair Passive PoE Camera
- Port 3:** 802.3af PoE IP Video Intercom System
- Port 4:** Wireless 802.3af PoE AP
- Port 5:** Network Equipment PC, printer, etc.
- Port 6:** GRP VoIP Phone, etc.
- Port 7-8:** Uplink Aggregation Group